


# **To Print or Not to Print? That is a Wise Question!**

***- PaperCut™ Report 1: March -***

**GIN TEAM 2015: Sofia Guedes, Maria Rosario  
Konortoff, Isabella Couto, Joliette Vos,  
Marina Koria, Katya Bayon and Ms.Mendes**



# Our Project

*Our objectives are:*

- Report the amount of printing paper used by middle schoolers monthly;



- Set individual goals as to reduce paper consumption.
- Develop a conscious printing routine among students.



# Use of Paper in MS

- In March, we used ~1.6 reams of paper (800 sheets\*).




x 20 =



1 year =



\*We did not record how many sheets were left unused on our printers.




# Our Role Models



**8<sup>th</sup> Grade:** Stephanie Rosa – 3 sheets;  
Rebeca Rique - 16 duplex

**7<sup>th</sup> Grade:** Anzhela Sineva – 3 sheets; João  
Veiga and Caio Dieckmann – 20 duplex

**6<sup>th</sup> Grade:** Fernanda Teixeira – 2 sheets;  
Gabriel Abreu – 26 duplex



# Lagging behind...

8<sup>th</sup> Grade: Pedro Silva – 28 sheets

7<sup>th</sup> Grade: Túlio Picoli – 39 sheets

6<sup>th</sup> Grade: João Pedro da Silva – 48\*  
sheets





# 10 Printing Commandments

- I-** Print duplex.
- II-** Print black and white.
- III-** Select draft mode printing and use smaller font.
- IV-** When printing PowerPoints, print handouts of 3-6 slides per page. Disconsider colored backgrounds!
- V-** If possible, submit assignments online.
- VI-** Use print preview before sending the job, so you won't have to print it again.
- VII-** If it doesn't print immediately, do not send it again. Wait and ask for support.
- VIII-** Print only the amount of copies you really need.
- IX-** If you print something you don't need, reuse it, or give it to someone else who will.
- X-** Avoid taking paper from the printer for personal use.



***We are  
following  
your  
paper  
trail***

**American School of Rio de Janeiro**  
**Gin Conference 2015**



enGINEERING a greener future



NOT TREES